

City of Santee Fire Department Signage Specifications

WHEN REQUIRED

Exterior Signage shall be provided for Fire Department Connection (FDC), Post Indicator Valve (PIV), Outside Stem & Yoke (OS&Y/Backflow), exterior doors for fire sprinkler riser, fire alarm control panel rooms (FACP), electrical rooms, roof access doors, Fire Command Rooms and specialty hazards (ie NO ENTRY, AREA OF REFUGE).

FDC – 4 stories or larger shall require a pumping PSI signage for the systems. (PSI and GPM)

OS&Y – If the OS&Y also controls the private fire hydrants signage identifying this feature shall be provided.

Fire Control Room – If a room contains the fire sprinkler risers with control valves, fire alarm panel with an annunciator, the signage shall read “Fire Control Room”.

Interior Signage shall be provided for fire sprinkler riser room, fire alarm control panel room (FACP), electrical rooms, multiple risers in one building, fire command rooms and roof access doors. Interior signage may be installed in a style consistent with other signage installed in the building.

Exterior Signage Specifications

- Shall be made from .080 gauge aluminum sheet with 1½” radius corners.
- The sign face shall have a white 3M diamond-grade reflective sheeting (3990 series HIP or VIP) applied as a background with red reflective vinyl with cut-out letters. Digitally printed or screen printed using PMS 180C series red translucent ink with UV coating.
- Typestyle shall be Scala Sans Pro
- Letters shall be minimum 1.5” height with minimum .5” margins from the sign edge

OS&Y, FDC, PIV Appliance address signage

Sample Text(s): "FDC - 1 Civic Center Dr.", "1 Civic Center Dr.", "Bldg 101", "1 Civic Center Dr. Bldg 101", "1 Civic Center Dr. - Backflow controls private hydrants and risers"

EXAMPLES



FACP, Fire Sprinkler Riser, Fire Command Room signage

Sample Text(s): "FACP", "Fire Alarm Panel", "Fire Sprinkler Riser", "Fire Command Room"

EXAMPLES



Electrical Room signage

Signage identifying utility rooms may be installed in a style consistent with other signage installed in the building. If the signage style is irrelevant, letters shall be minimum 2" height with minimum 1" margins from the sign edge.

Sample Text(s): "Electrical Room", "Electrical"

EXAMPLES

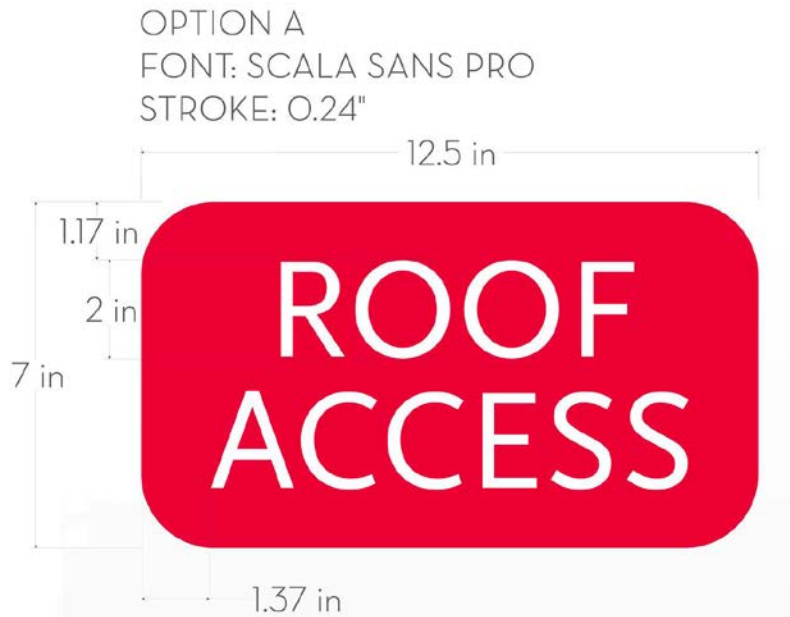


Style consistent with other signage installed in the building.

Roof Access signage

Sample Text(s): "Roof Access"

EXAMPLES



Specialty Signage

Sample Text(s): "No Entry"

EXAMPLES



Affixing Signs on Walls and Doors

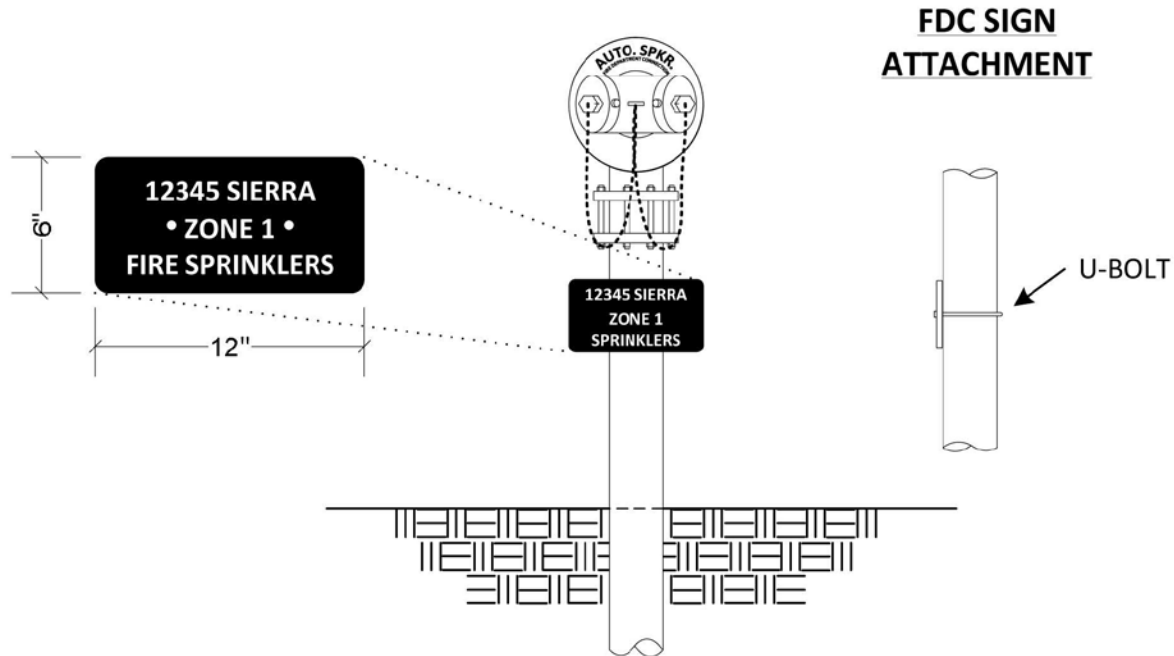
Signs on wall or doors shall be affixed in a permanent manner.

Affixing Signs on Appliances (OS&Y/FDC/PIV)

Signs shall be attached to appliances with a “U”-bolt, chain or a similar restraining method. The signs shall be attached to the appliance or on the building immediately adjacent to the device.

Signs shall not interfere with the operation of the device.

Chain shall not have any slack to prevent sign from movement.



Interior Signage Specifications

- Interior signage may be installed in a style consistent with other signage installed in the building.
- Signs shall be legible, made of durable plastics or metal, and digitally printed or screen printed.
- Signs shall be permanently affixed to the wall or door. Signs affixed to the wall shall be within 12" from the door.

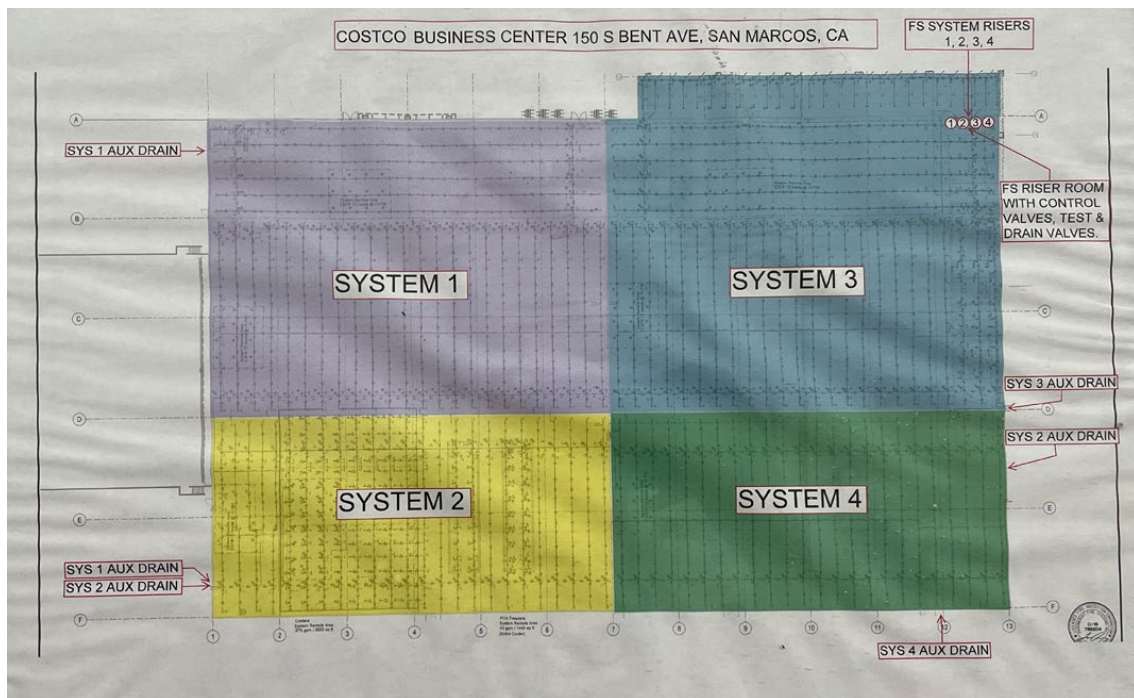
EXAMPLES



Building Equipped With Multiple Fire Protection Systems

Include a diagram indicating the location of all control valves, sprinkler risers and the area(s) protected by each riser shall be posted next to the fire alarm panel room and fire sprinkler riser room. The diagram shall be minimum 11" x 17" laminated and framed. The fire riser system number shall be stenciled on each riser with 3" height white numbers identifying the service area according to the diagram. The fire riser system and diagram shall be color coded.

EXAMPLES



Any deviation to the above standards shall be approved by the Fire Code Official.

Additional signage or verbiage may be required on a case by case basis by the Fire Code Official.

Contractors are free to use any vendors that are able to provide signage in line with the Santee Fire Department standards.